



# The Trauma Registrar: Where Chaos Becomes Data

---

Enhancing Patient Outcomes Through Detailed Data Analysis



# 2026 Data Dictionary Frequently Asked Questions

*FAQs NOW AVAILABLE*

<https://www.facs.org/quality-programs/trauma/quality/national-trauma-data-bank/national-trauma-data-standard/faq/2026/>



EMPOWERING PEOPLE. PROTECTING REVENUE.



# Trauma Registrar Role: The Data Detective





# The Superhero Behind the Data





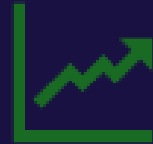
# Why This Matters



Trauma center verification



TQIP benchmarking



Performance  
improvement programs



Injury prevention  
initiatives



National trauma data  
accuracy



# Key Components

AIS coding

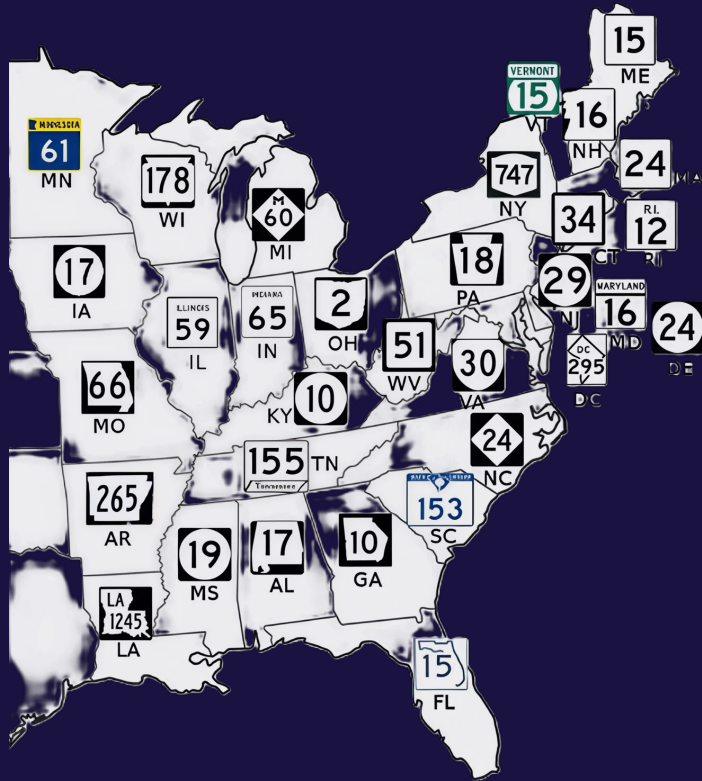
External  
cause coding

Procedure  
coding

Mechanism  
of injury



# Coding Standards That Drive Data Integrity



	<b>Interstates</b> 70+ MPH ICD-10: Y92.411	
	<b>Parkways</b> 65-70 MPH ICD-10: Y92.412	
	<b>State Roads</b> 55-65 MPH ICD-10: Y92.413	
	<b>Local / Business</b> 25-45 MPH ICD-10: Y92.414	
	<b>Exit Ramps</b> No Limit (Unless Posted) ICD-10: Y92.415	
	<b>Not States / UNK</b> Unknown ICD-10: Y92.410	



# The Key to Consistent Data

V50-V59

Occupant of Pick-Up Truck or Van Injured in Transport Accident

**Includes:**

- Four- or six-wheel motor vehicles designed to carry passengers/property
- Below weight limit for heavy goods classification
- Minibus
- Minivan
- **Sport Utility Vehicle (SUV)** ←
- Truck (Pick-Up)
- Van

**Type 1 Excludes:**

- Heavy transport vehicles (V60-V69)

## Vehicle Types & Weights



Passenger Vehicle

2600lbs – 4400lbs



SUV

3500lbs – 6000lbs



Pickup Truck

3500lbs – 6000lbs



Van

4000lbs – 5000lbs



Bus / Box Trucks

20000lbs – 44000lbs



# Mechanism of Injury: The Clues Behind the Crash



Roadway/Environment



Vehicle Type



Collision Details



# Poll Question

A domestic dispute occurs while a couple is driving, and the husband assaults his wife inside the sedan. EMS picks up the patient at 123 Main Street, Any city, IL.



**What is the correct injury E-Location code?**



- A. Y92.414 (Local/business road)**
- B. Y92.810 (Car)**
- C. Y92.410 (Unspecified Road)**





# Chaos vs. Rules

(Inconsistent data)

(Standardized data)

- ❓ Consult times are all different.
- ❓ What procedures do we code?
- ❓ Which 1<sup>st</sup> set of vitals?


- ✓ Pg. 4 EMR set up access
- ✓ Pg. 11 eFAST under Trauma Flowsheet
- ✓ 1<sup>st</sup> set of vitals use Trauma Flowsheet



# Why Standardization Matters




Data becomes  
**consistent**



Reporting becomes  
**accurate**



Benchmarking  
becomes **reliable**



Performance  
improvement data  
becomes **meaningful**



# Importance of Facility Specific Data Dictionary

✓ Consistency

✓ Standardized Decisions

✓ Efficient Onboarding

✓ Survey Readiness

**Promotes consistent abstraction  
and reliable trauma data**



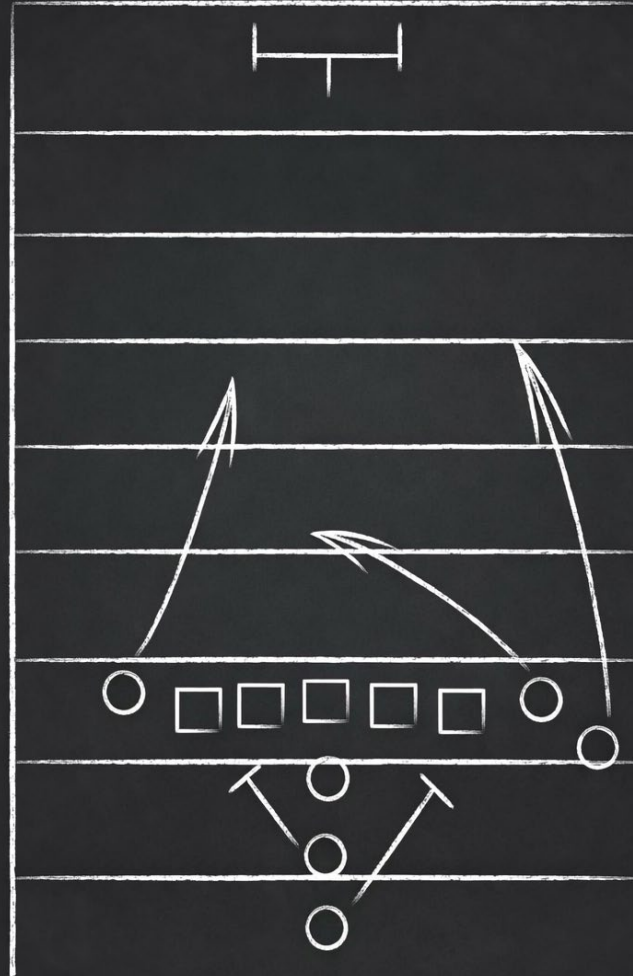
## Trauma Facility Specific **Data Dictionary**





# THE TRAUMA DATA MANUAL: THE REGISTRAR'S PLAYBOOK

In Trauma Registries, consistency  
doesn't happen by chance –  
It happens by design





## Consistency Across Registrars

Registrars' abstract data the **same way**


IRR scores improve

Training becomes easier


Data becomes reliable




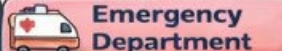
# Inter-Rater Reliability (IRR)





## Trauma Dept. IRR Form

















Demographics


Emergency Department


Diagnoses & Procedures


Hospital Course

Trauma Software Data Element	0-No/1-Yes	Comments - Discrepancies
<b>Trauma Software Data Element</b>		
 HOSP-ACCOUNT # (CSN)	1	
 MRN	1	
 ADMIT DATE/TIME	1	
 FIRST NAME	1	
<b>Emergency Department</b>		
 EMS-AGENCY	1	
 ARRIVAL DATE/TIME	1	
<b>Diagnoses &amp; Procedures</b>		
 DIAGNOSES - ASC CODE (6 DIGIT CODE)	1	
 ICD10 - DIAGNOSES	1	
 PROCEOURE DATE/TIME	1	
 PROC. PERFORMED (ICD10 Code)	1	
<b>Hospital Course</b>		
 DATE OF HOSPITAL EXIT	1	
<b>Complications</b>		<b>TOTAL # OF DATA POINTS: 40</b> <b>TOTAL # CORRECT: 40</b> <b>ACCURACY PERCENTAGE: 100%</b>
 WITHDRAWAL OF CARE DATE/TIME		
 ANTIBIOTIC INCLUSIGN DATE/TIME. <a href="#">HOOP</a>		

CSN #:  
Trauma Registrar: \_\_\_\_\_  
Patient Name: \_\_\_\_\_

CSN #:  
Trauma Registrar: \_\_\_\_\_  
Registrar Name That Completed Chart: \_\_\_\_\_

A large graphic element consisting of a grid of colored squares. The top row has seven vertical bars: grey, yellow, cyan, green, magenta, red, and blue. The bottom row has seven horizontal bars: blue, black, magenta, black, cyan, black, and grey. A black horizontal band is positioned between the two rows of color bars, containing the main text.

**IRR'S ARE NOT A TEST**  
**IRR'S ARE A TEACHING TOOL**




# Accurate Trauma Registries = Reliable Data





# Trauma Registry to the Rescue



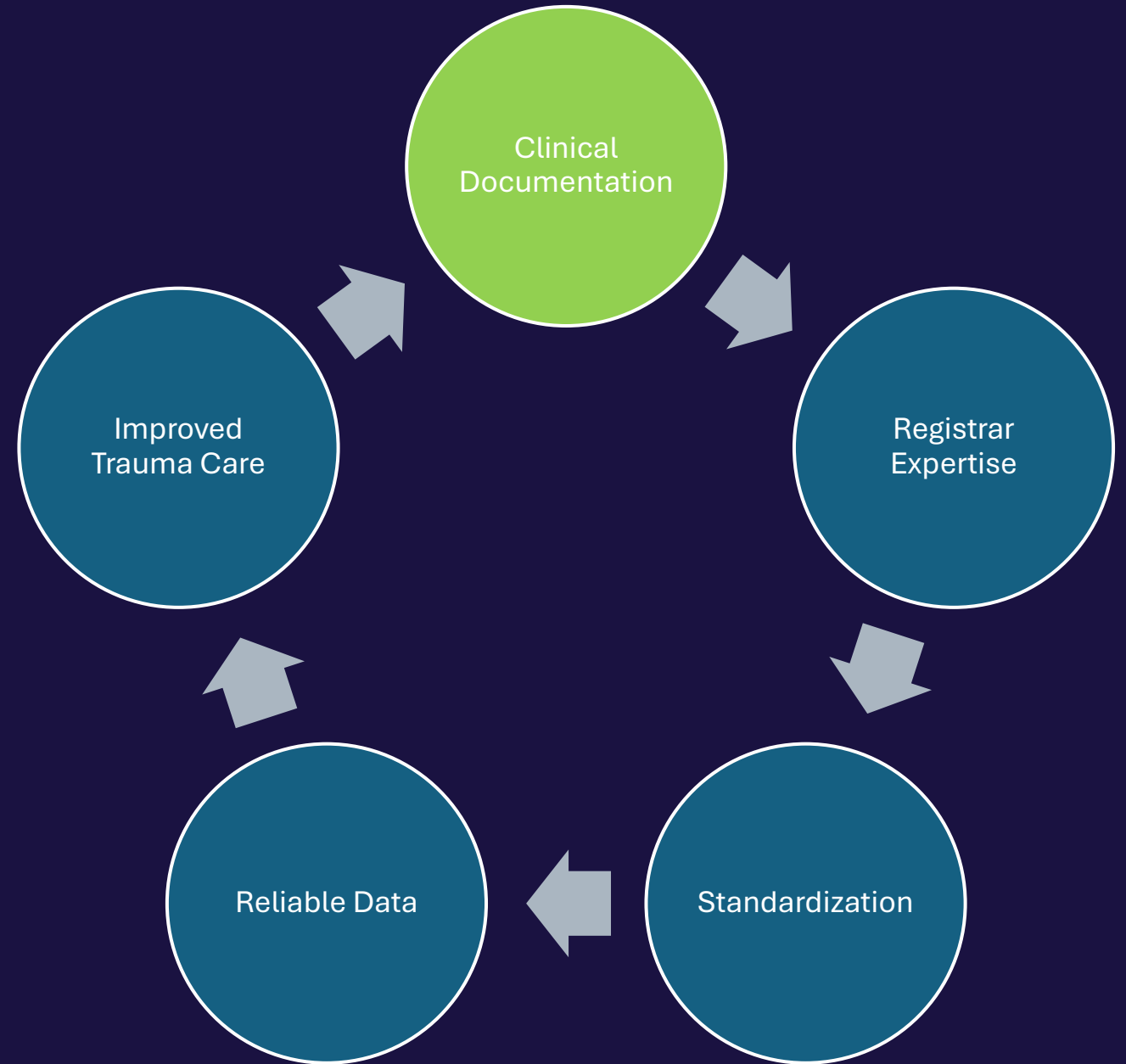


# Structured Orientation for New Registry staff





# The Journey





# The Trauma Registrar's Impact



Performance  
improvement



Trauma center  
verification



Benchmarking



Injury prevention




# Key Takeaway

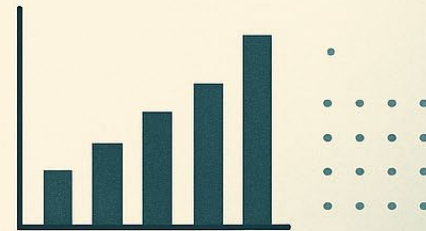
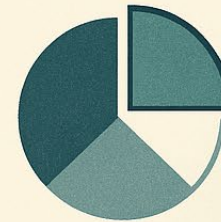
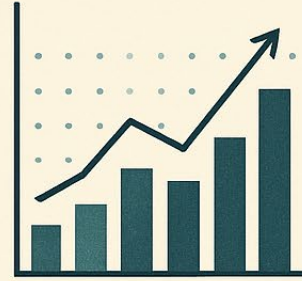
Performance  
improvement  
becomes difficult

Injury trends may  
be missed

Benchmarking  
loses meaning



**CHAOS  
BECOMES  
DATA**





**Thank you!**

---

**Questions?**